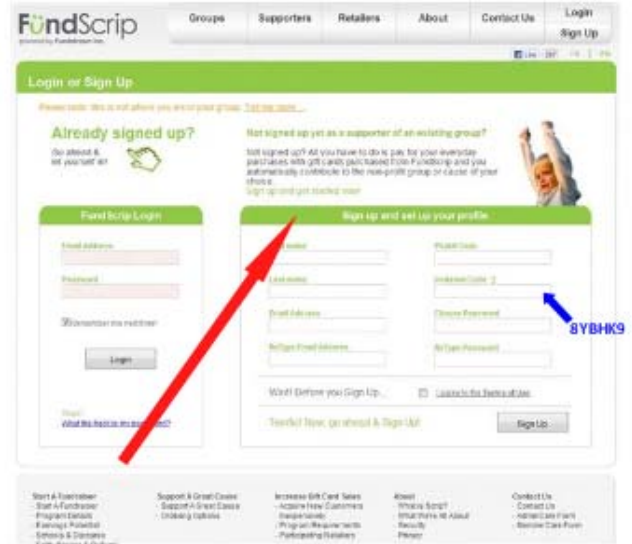
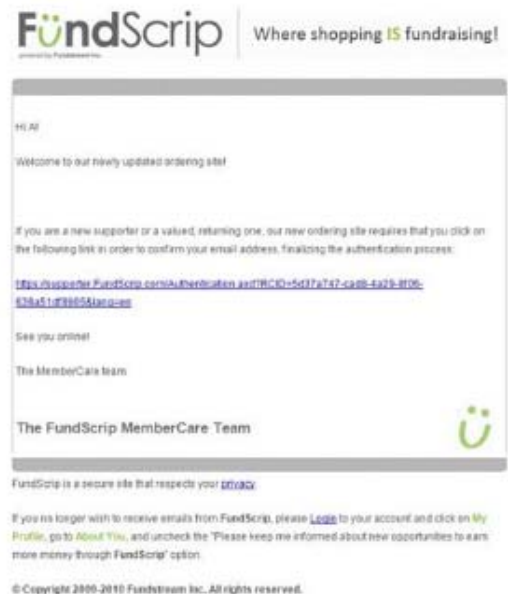


Fundscrip Online Ordering Instructions



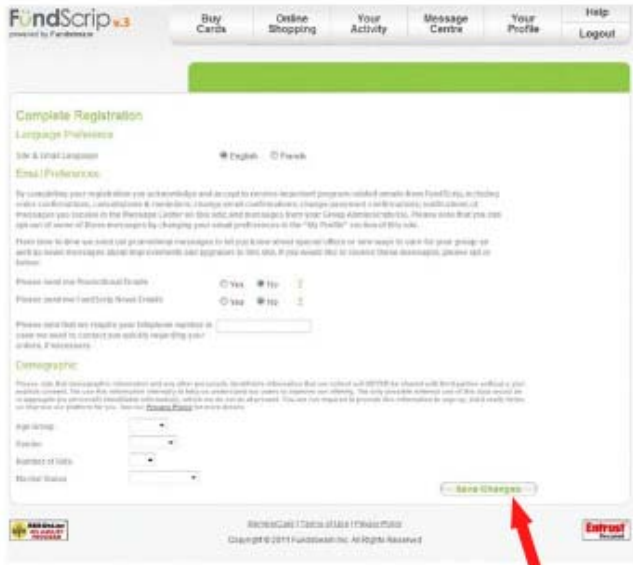
1. Go to <http://fundscrip.com>
2. Click on Sign Up in the top right corner

3. On the sign up page fill out all of the boxes under the "Sign up and set up your profile" header.
4. For the invitation code box enter **8YBHK9**
5. Tick of the "I agree to the Terms of Use" box and click on the Sign Up Button.



6. You will be taken to a confirmation page giving you instructions on how to complete your sign up. As instructed, check your email for a message from Fundscrip. it should look like the picture above on the right.

7. Click on the link in the email.




8. Complete your registration by filling out the above boxes, and click on "Save Changes"



9. You will be taken to your profile page. Now would be a good time to set up your EFT (Electronic Funds Transfer) so that you can pay automatically from your bank account.

10. To set up EFT click on "Download the EFT Application file" in the top right.



11. This page will open up in a new window. Print it out, fill it out and fax, email or mail it in to Fundscrip along with a VOID cheque. You will receive an email from Fundscrip once your EFT account is completed.



12. Now you can easily order online! Simply choose the gift cards in the denominations you would like and the total will be deducted from your bank account.